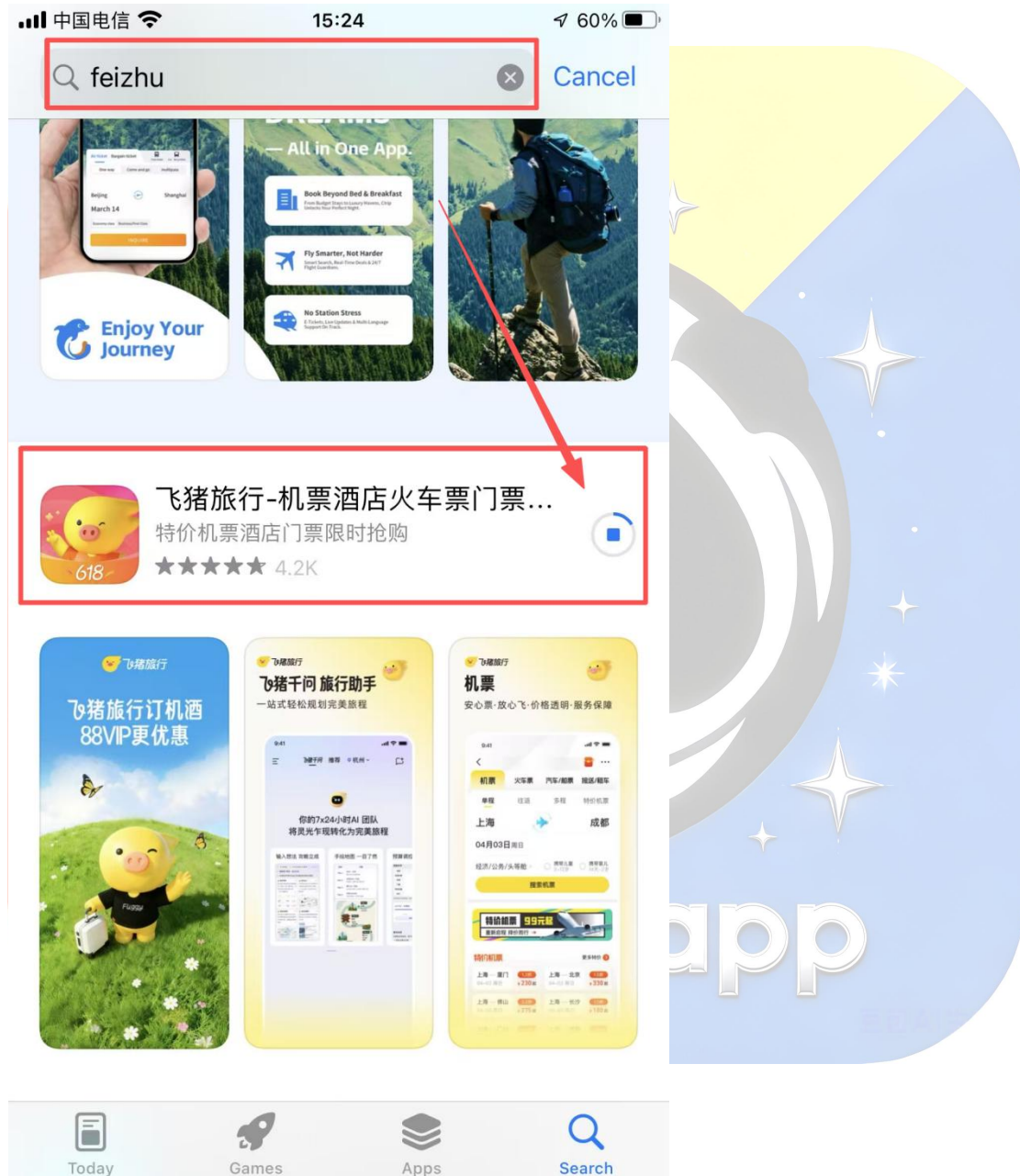


Feizhu Travel User Guide

Feizhu Travel is a one-stop travel platform under Alibaba, mainly covering flights, hotels, train tickets, tickets, vacations, and itinerary planning.

1. Download and Installation

Open the app store, search for "Feizhu Travel" (blue pig icon), and click "Download" to install.

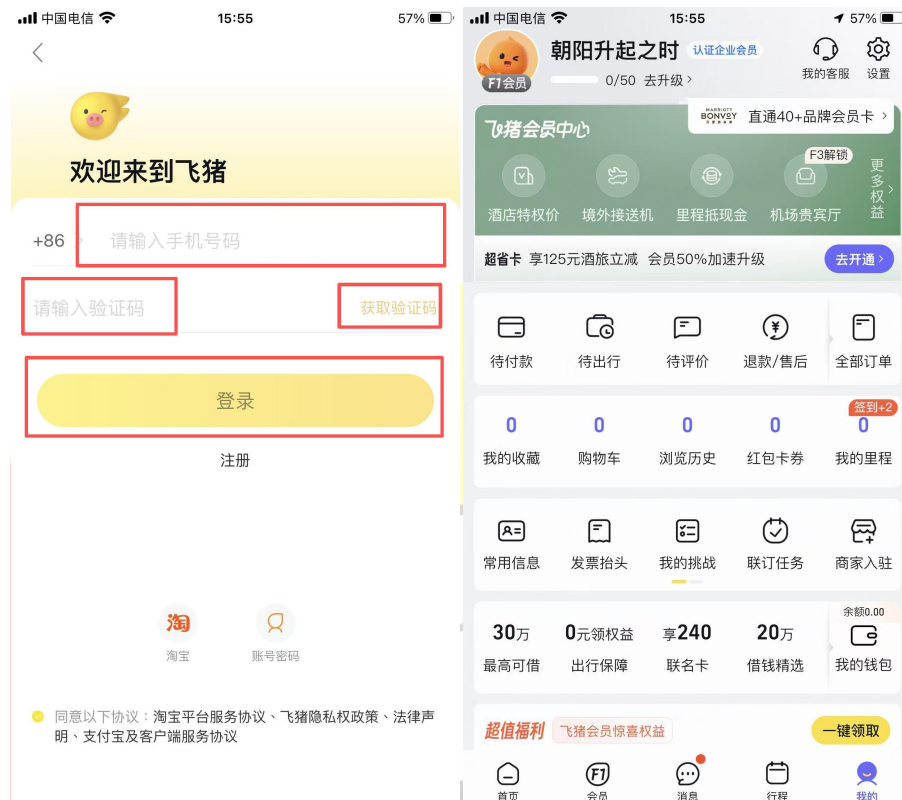


2. Registration and Login

After opening the APP, choose any of the following methods to log in (Alibaba system accounts are interoperable):



Mobile number registration and login: Enter your mobile number → receive a verification code → log in directly.



2. Home Page Navigation

After logging in, you enter the home page, which has a clear layout and full coverage of core functions:

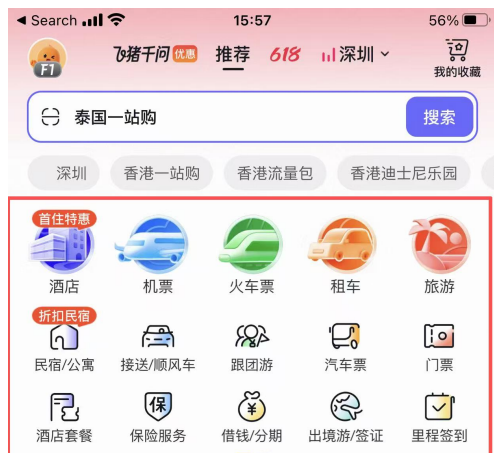


fliggy.app

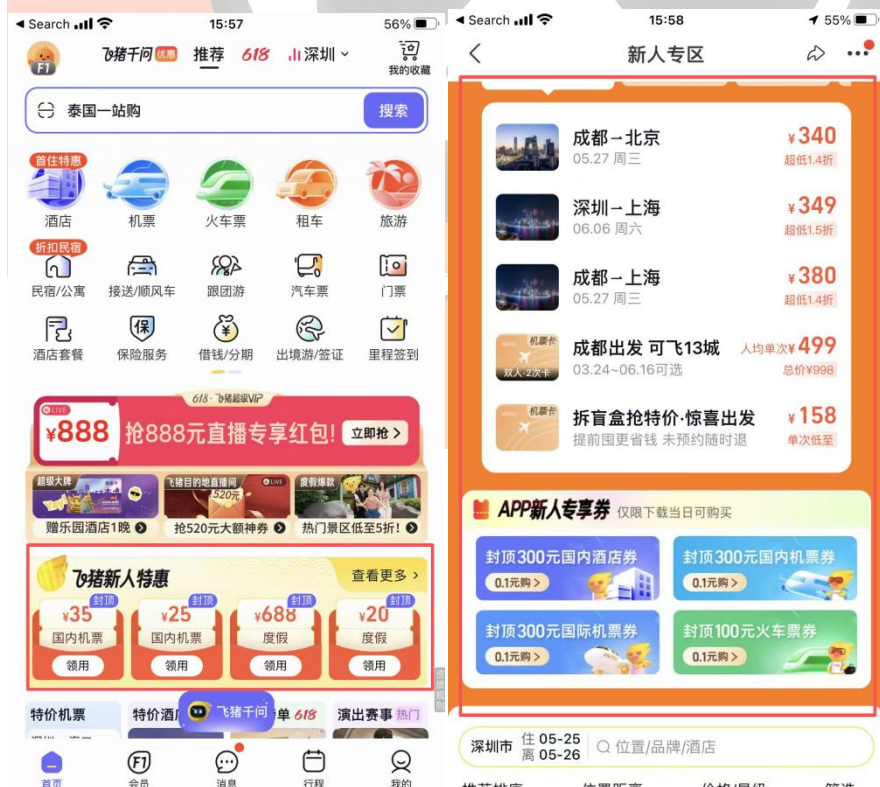
Top search bar: You can search for cities, hotels, attractions, and flight numbers, quickly locating your needs.



Core Function Area (Icon Bar): Flights, Hotels, Train Tickets, Tickets, Vacation, Visa, Car Rental, Guide, Cruise, Business Travel.



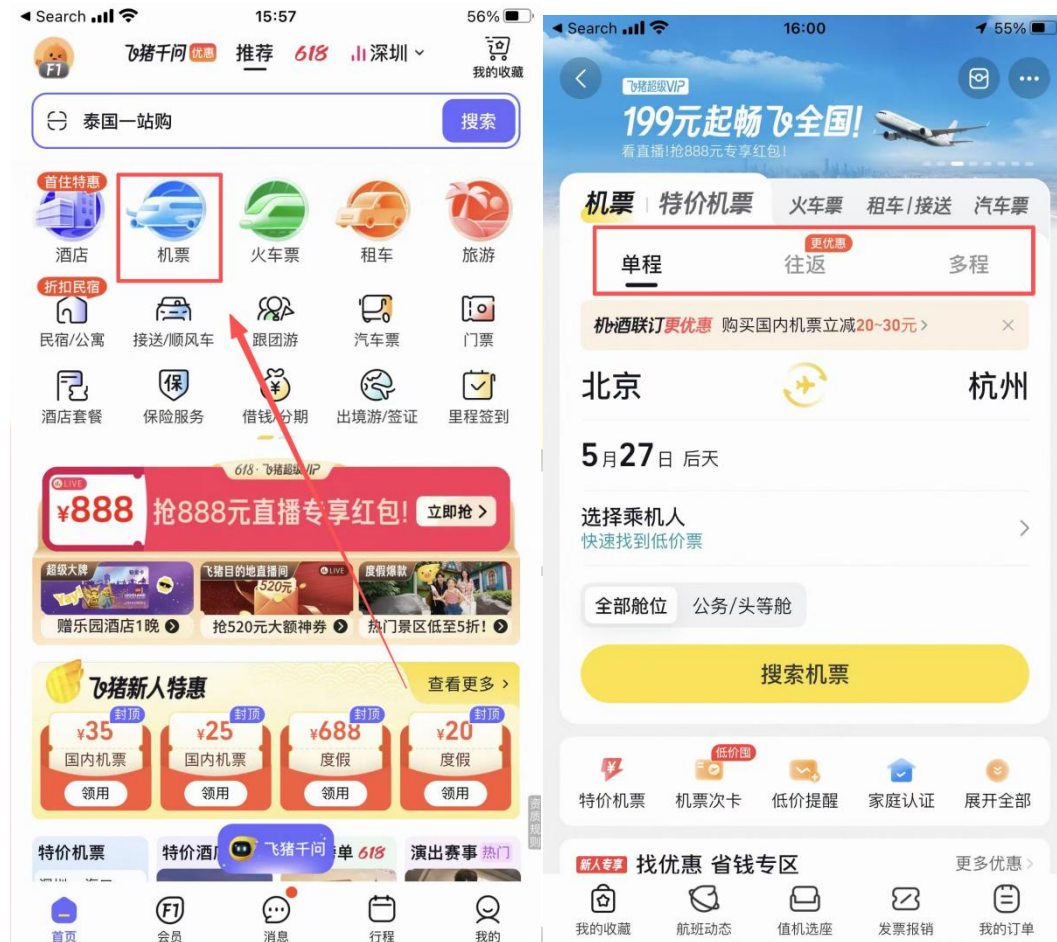
Promotions Section: New user coupons, limited-time flash sales, Member Day, discounted flights / hotels, updated daily.



3. Detailed Operation of Core Functions

Flight Booking

On the homepage, click 'Flights' → choose One-way / Round-trip / Multi-city.



Enter the departure city, destination, and date → Click 'Search Flights'.

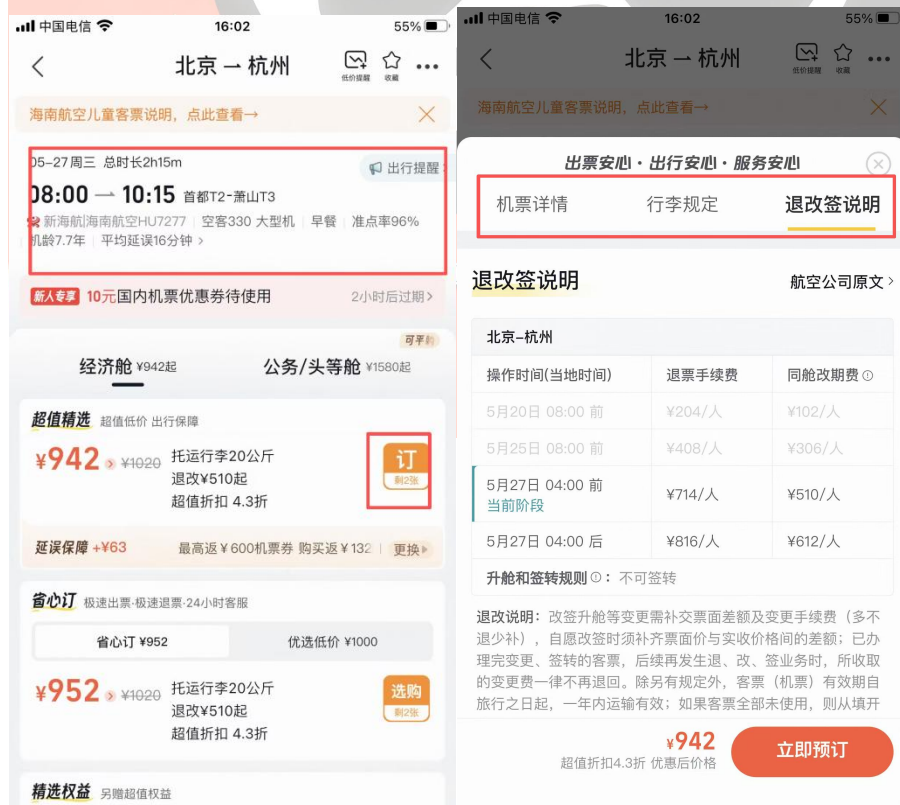


ngo.app

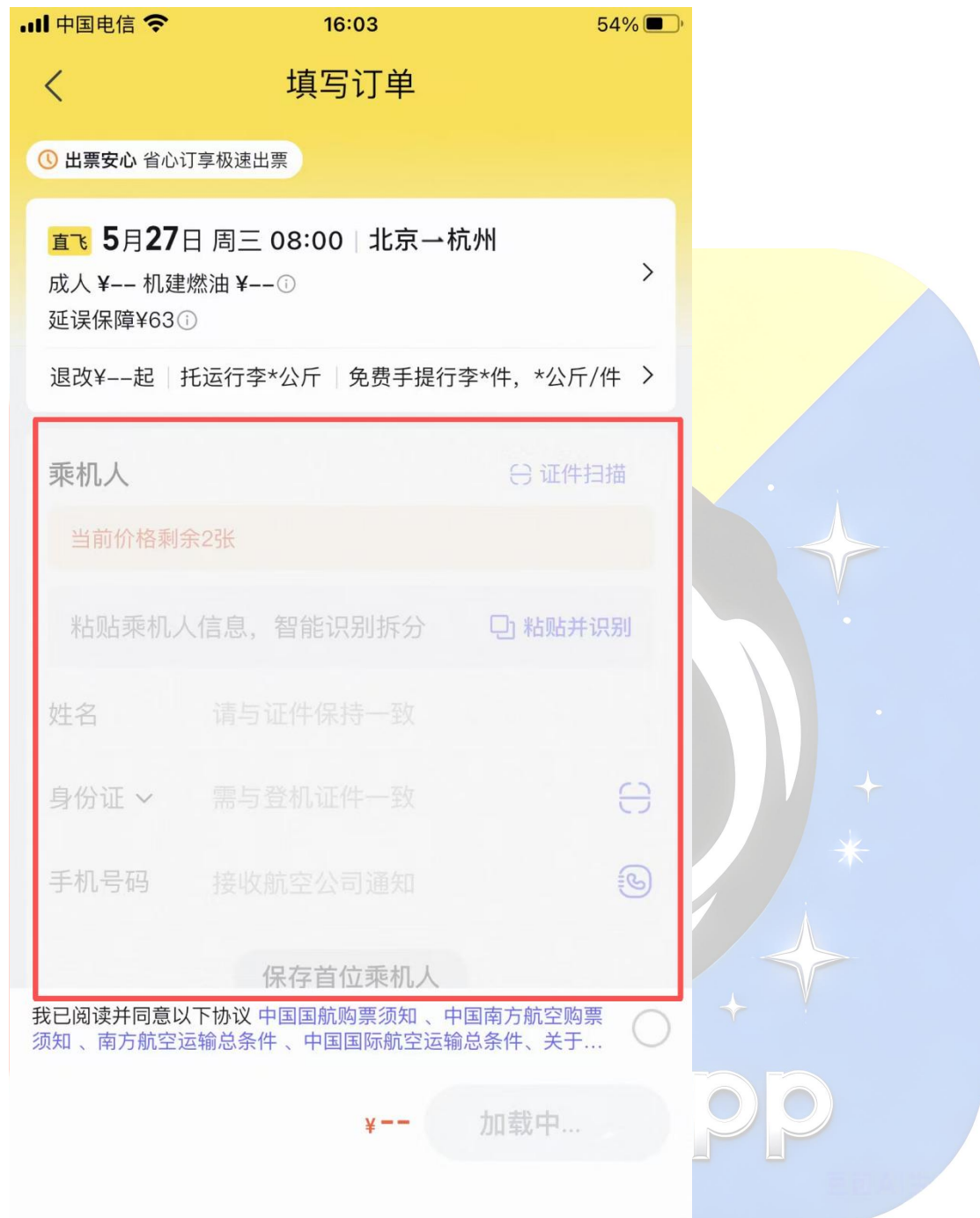
Filter and sort: sort by price / time / airline / departure and arrival time; check conditions such as "direct flight / baggage allowance / flexible refund and change."



Choosing a flight: check whether the price includes taxes, baggage allowance, and cancellation/change policies.



Fill in the passenger information: name, ID number / passport number (must match the document).



Payment: Choose Alipay / WeChat / Bank Card payment, after successful payment, receive SMS and APP order notification.



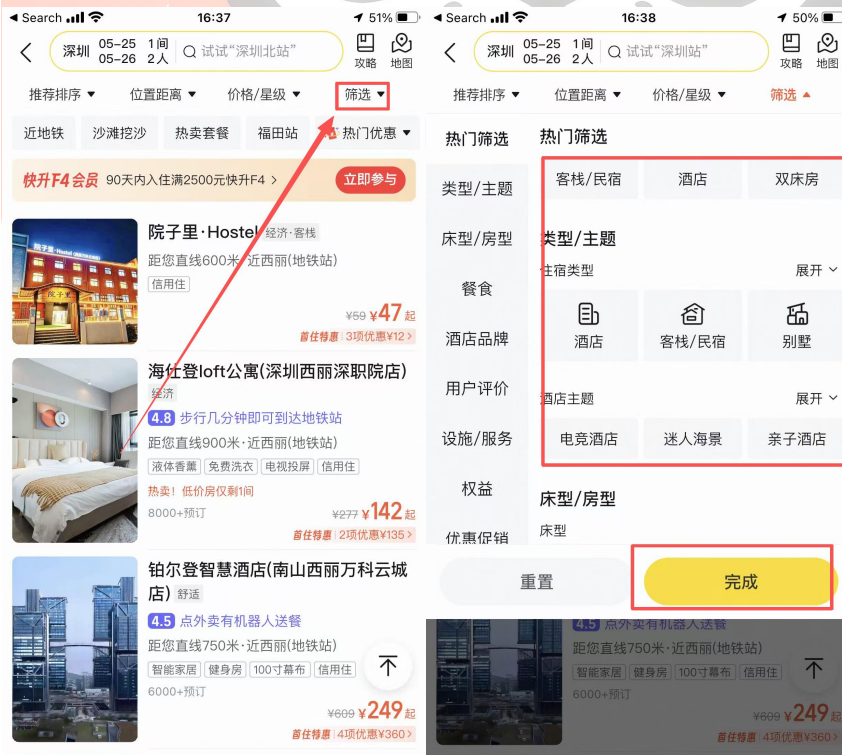
Follow-up actions: Flight status: Check delays and gate changes in real time, with APP push notifications.

Hotel Booking

On the homepage, click 'Hotels' → enter the destination, check-in/check-out dates, number of people → Search.



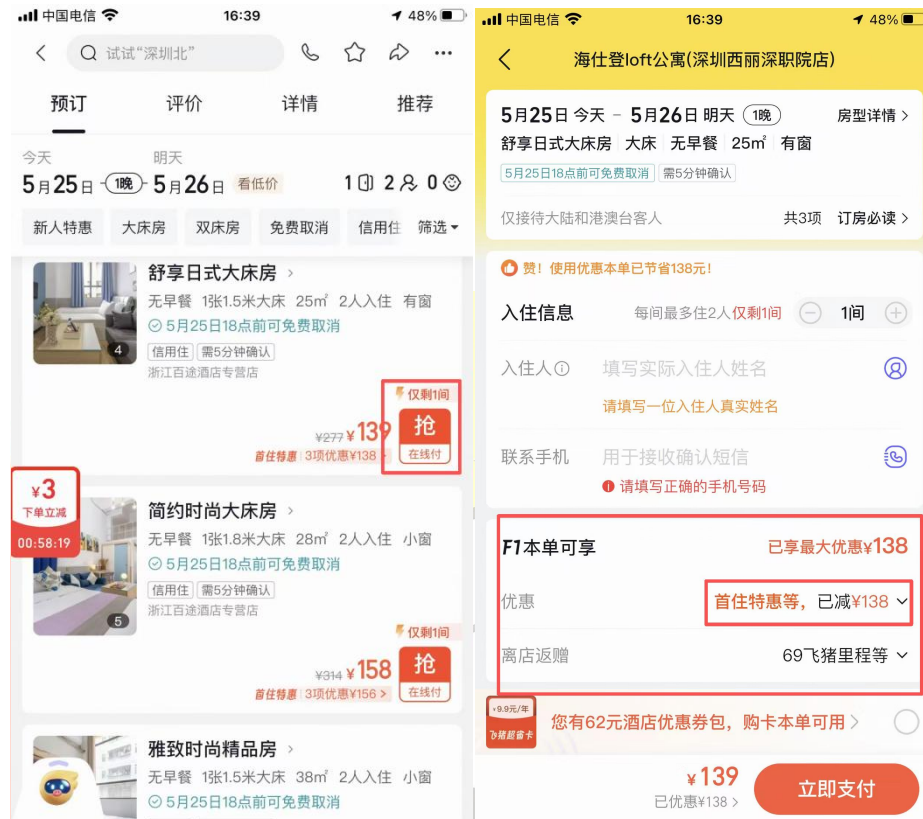
Filter: Filter by price, star rating, review score, location (near subway / attractions), amenities (Wi-Fi / breakfast / pool), cancellation policy (free cancellation).




Choose a hotel / room type: look at real user reviews, actual photos, bed type, breakfast, and check-out time.

The image displays a collage of screenshots from a Chinese travel app, likely Ctrip, showing hotel listings and user reviews. The top row shows a search interface for '深圳' (Shenzhen) with filters for '05-25 1间' and '05-26 2人'. Below this, several hotel listings are visible, including '院子·Hostel', '海仕登loft公寓(深圳西丽深职院店)', and '铂尔登智慧酒店(南山西丽万科云城店)'. The middle section features a detailed view of the '海仕登loft公寓' listing, highlighting its 4.8 rating, location near the subway, and amenities like a washing machine and TV. To the right, a '舒享日式大床房' (Relaxing Japanese-style Large Bed Room) is shown with its specifications: 2 people, 25m², 2,3,4,5 floors, WiFi, and a window. The bottom row shows a user review for the '舒享日式大床房' with a 5.0 rating, dated May 10, 2026. The review text is: '环境优美 地理位置好, 交通方便, 房间舒适, 卫生干净, 前台也很热情, 停车方便, 免费洗衣机, 网络高速度, 附近很多美食入住感觉很展开'. The review includes photos of the room and bathroom, and a response from the hotel: '店家回复 感谢您的认可与分享, 能让您住得满意我们很展开'. The bottom right corner of the review section has a '查看房型' (View Room Type) button.

Booking: New users can get coupons for discounts; members enjoy points, late check-out, and free upgrades.



Fill in the check-in person: name, phone number → submit order → payment (no prepayment required for credit stay).



Check-in: With ID card, handle the order directly; orders can be viewed in 'All Orders'.



Train Ticket Booking

On the homepage, click 'Train Tickets' → Enter the departure city, destination, and date → Search.



Filter: by time / train number / seat class (second class / first class / business); sort; check 'High-speed rail / EMU / Regular'.

The screenshot shows the 12306 app interface for a train search from Beijing to Hangzhou. The main screen displays a list of train options with columns for departure time, duration, arrival time, price, and seat availability. A red arrow points to the '高级筛选' (Advanced Filter) button at the bottom left. A secondary '筛选' (Filter) panel is open on the right, showing various filter options like '车次偏好' (Train Preference), '车型选择' (Train Type Selection), '出发时间' (Departure Time), and '到达时间' (Arrival Time). The '高级筛选' button is highlighted with a red box, and the '查看结果' (View Results) button is also highlighted with a red box.

出发时间	车次	到达时间	价格	座位
07:04	G815 (复兴号) 静	13:02	¥580	二等有票
07:45	G817 静	13:54	¥644	二等有票
07:52	G37 (复兴号) 静	13:31	¥685	二等有票
07:56	G39 (复兴号) 静 智能动车	12:33	¥659	二等有票

ichingo.app

Select a train: Check the departure/arrival time, duration, and remaining tickets.

07:52 5时39分 13:31
北京南 始 G37·时刻表 终 杭州东
退改说明 | 复兴号·静音

预订即送 赠租车券包/濮院优惠券 查看

7.6折 二等座 ¥685 有票	8.2折 一等座 ¥1145 有票	8.4折 商务座 ¥2578 18张	7.8折 无座 ¥685 售罄
------------------------	-------------------------	--------------------------	-----------------------

¥685 +¥65退票保障 订
平台推荐

超值8大权益 退票手续费补偿 视频音乐月卡6选1 >

¥685 订
登录12306购票 累积12306积分和飞猪里程

¥685 +¥25免登预订 订
免登12306购票

飞猪旅行·硬核保障
— 出票安心·出行安心·服务安心 —

Fill in the passenger: name, can switch to passport number (frequently used passengers can be added in advance).

05月27日 周三 购买须知

07:52 5时39分 13:31
北京南站 G37·时刻表 杭州东站
二等座¥685 退票保障 ¥65/人 接受无座

登录12306账号, 积分兑车票
登录后购票可得3425积分 (价值34.2元) 去登录

添加乘客 扫描证件

乘客类型 成人 >

姓名 与乘客证件一致 切换证件

身份证 与乘客证件一致

联系电话 +86 用于接收出票等重要通知

保存乘车人

旅途安全第一, 建议配置保障

¥0 去支付
订单总价

扫描证件

乘客类型 成人 儿童 学生

姓名 与乘客证件一致

证件类型 外国护照 >

证件号码 与乘客证件一致

有效期至

国家地区 美国

性别 男 女

出生日期

手机(+86) 请输入手机号码

铁路部门规定需填写乘车人真实有效的手机号码或电子邮箱, 任选一个核验即可。

确定

Ticket rush (when no tickets are available):

Click 'Reserve to Rush Tickets' → Select multiple trains / multiple seats → Pay the ticket rush service fee (full refund if tickets are not secured).



Payment: Receive an SMS after successful payment; board the train directly with your ID card.

Tickets / Vacation / Visa

Tickets: Home 'Tickets' → Search for attractions → Select date / ticket type → Book → Enter with QR code (skip the line).

The screenshots illustrate the following steps in the booking process:

- Home Page:** Shows the 'Tickets' (门票) category selected in the navigation bar.
- Search Results:** Displays 'Shenzhen Happy Valley' (深圳欢乐谷) as a top attraction with a 4.8 rating and 17,000+ reviews.
- Ticket Selection:** Shows the 'Adult Ticket' (成人票) for ¥227, which is a 5% discount from the original price of ¥240.
- Order Form:** Requires filling in personal information: Name (姓名), Surname (姓), Given Name (名), ID Number (身份证), Mobile Number (手机号), and Birth Date (出生年月).
- Date Selection:** Shows the 'Usage Date' (使用日期) selection screen, with Saturday (05-30) selected for ¥227.
- Final Confirmation:** Shows the total price of ¥227 and the 'Book Now' (预订) button.

Vacation: Home 'Travel' → Choose destination → Group tour / Independent travel / Self-driving tour → View itinerary / Price → Book.



Visa: Home 'Visa' → Select Country → Prepare Materials → Submit Online → Receive Passport by Courier.



4. Practical Tips

Save Money by Comparing Prices: Automatic multi-supplier comparison on flight/hotel search pages to choose the lowest price; new user coupons and member points combined are even more cost-effective.

Member Benefits: Free membership registration allows you to use points for discounts, hotel upgrades, late check-out, and flight miles.

Credit Stay without Deposit: Choose "Credit Stay" when booking hotels to avoid deposits, automatic payment upon check-out, no need to queue.

Ticket Snatching Acceleration: When train tickets are sold out, VIP acceleration and multiple train waitlists increase success rate by 80%.

